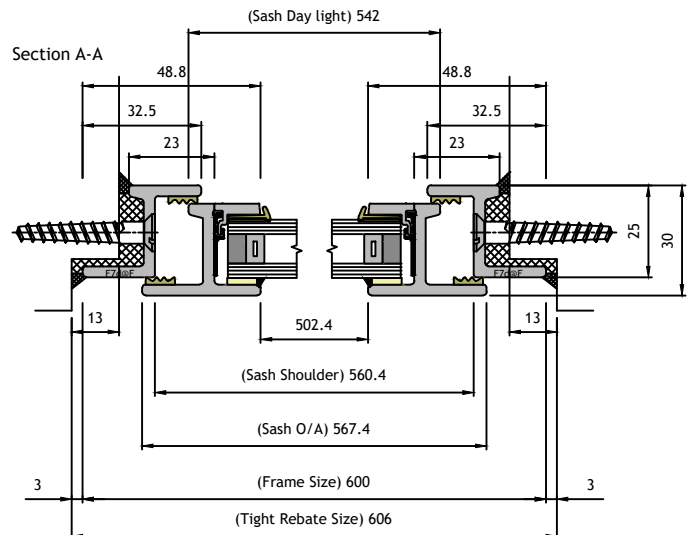
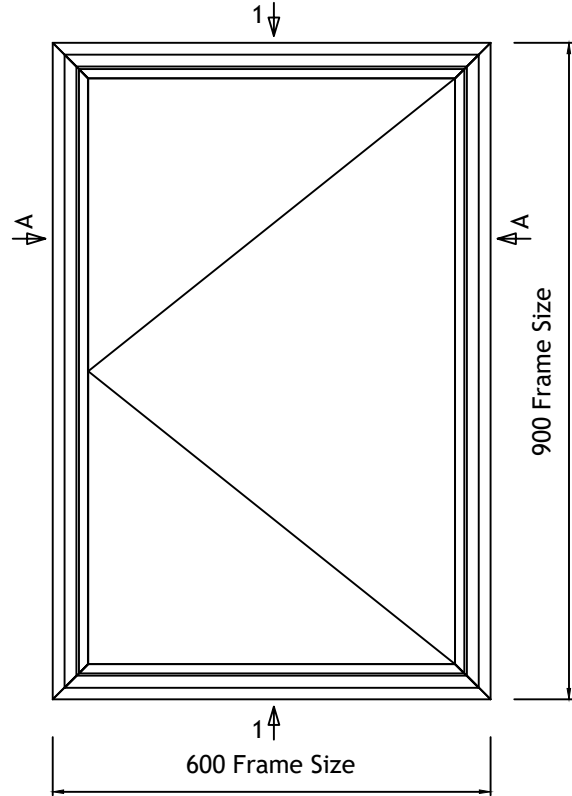
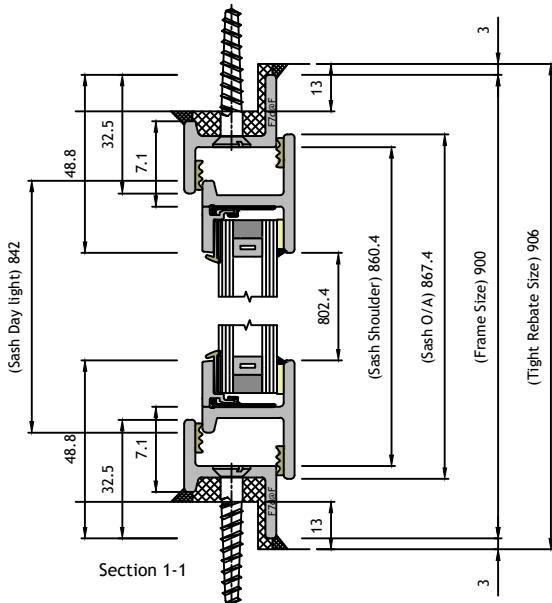


EB16 LONG LEG WINDOW CASEMENT SECTIONS (INSIDE GLAZED)

DOUBLE GLAZED UNIT SIZE = 16mm

WINDOW DEPTH = 30mm



	Copyright Reserved 2024, Clement Windows Group Ltd This product is protected by the provisions of the Copyright, Design & Patents Act 1988		DRAWING TITLE: EB16 LL Casement (I/G)	DRAWING No. E109
	EMAIL: info@clementwg.co.uk WEBSITE: www.clementwindows.co.uk DETAILS SUBJECT TO CHANGE WITHOUT NOTICE	DATE: 03/05/24 SCALE @ A4: 1:2 & 1:10	CLIENT: -	REVISION: A