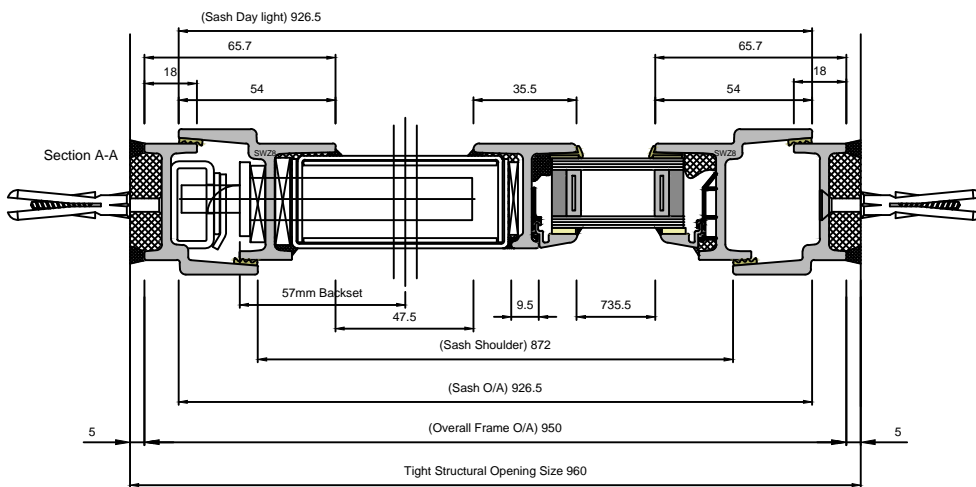
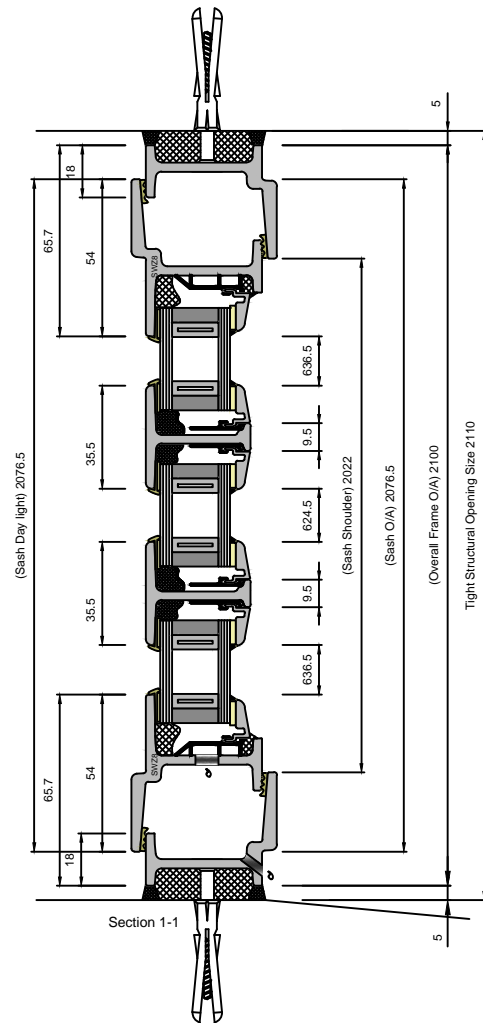
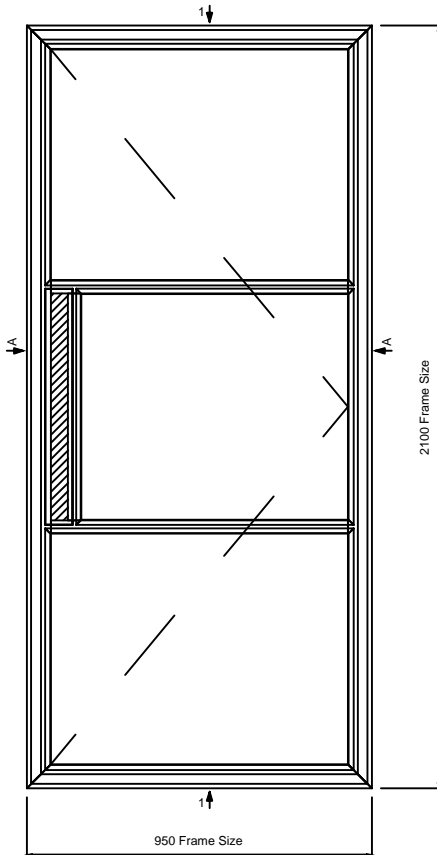


# W40 OPEN IN SINGLE DOOR EQUAL LEG

DOUBLE GLAZED UNIT SIZE = 24mm



Copyright Reserved 2024,  
Clement Windows Group Ltd  
This product is protected by the provisions of the Copyright, Design & Patents Act 1988

EMAIL: [info@clementwg.co.uk](mailto:info@clementwg.co.uk)  
WEBSITE: [www.clementwindows.co.uk](http://www.clementwindows.co.uk)

DATE: 09/01/2024

SCALE @ A4: 1:2.5 & 1:20

DETAILS SUBJECT TO CHANGE WITHOUT NOTICE

DRAWING TITLE:  
**W40 OPEN IN SINGLE DOOR EL**

CLIENT:

DRAWING No.  
**W4017**

REVISION:  
**A**